

## WASCON 2026 Check-in Procedures

1. Please access your WASCON2026 "My Page".

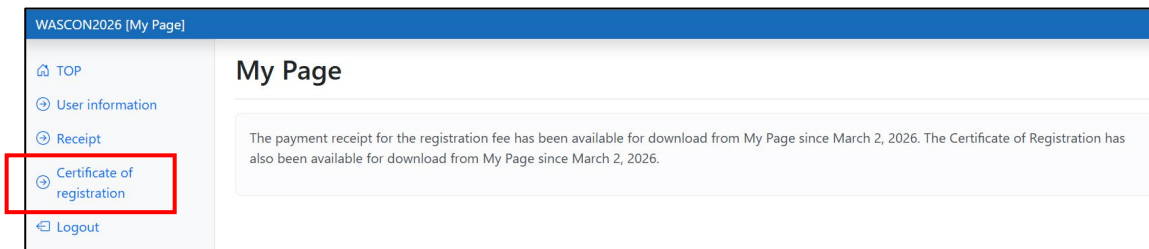
<https://wascon2026.jp/registration/system/mypage/>

Your ID and password have been sent to you after your payment.



The screenshot shows the 'My Page [Login]' interface for WASCON 2026 Fukuoka. At the top, it says 'WASCON 2026 Fukuoka' and '18-21, MAY, 2026, Across Fukuoka'. Below this is a 'My Page [Login]' section. There is a red error message: 'is a required field.' followed by two input fields. The first is labeled 'ID' and contains the text 'WASCON2026-R0000'. The second is labeled 'PW' and contains a series of dots. A green 'Login >' button is at the bottom.

2. Click the link to download Certificate of Registration



The screenshot shows the 'WASCON2026 [My Page]' interface. On the left is a navigation menu with links: 'TOP', 'User information', 'Receipt', 'Certificate of registration' (highlighted with a red box), and 'Logout'. The main content area is titled 'My Page' and contains a message: 'The payment receipt for the registration fee has been available for download from My Page since March 2, 2026. The Certificate of Registration has also been available for download from My Page since March 2, 2026.'

3. Please prepare your certificate for check-in. Either a printed copy or a digital copy displayed on your device (smartphone, iPad, laptop etc.) is acceptable.

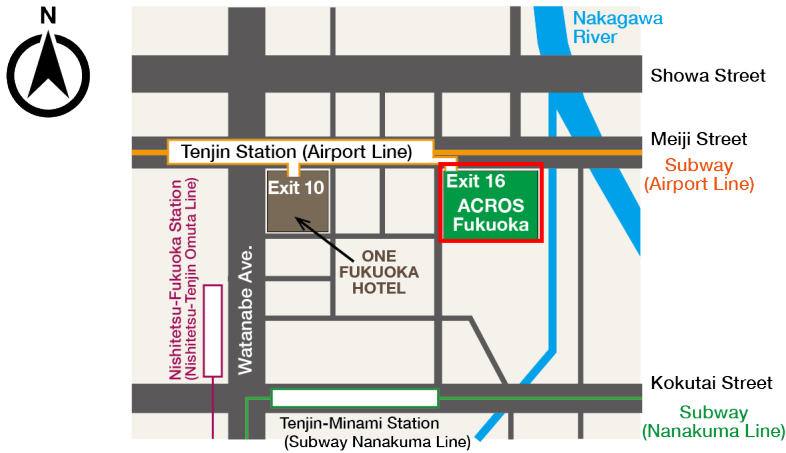


4. If you made your payment by bank transfer instead of using the web system, please present the receipt issued at the time of payment.

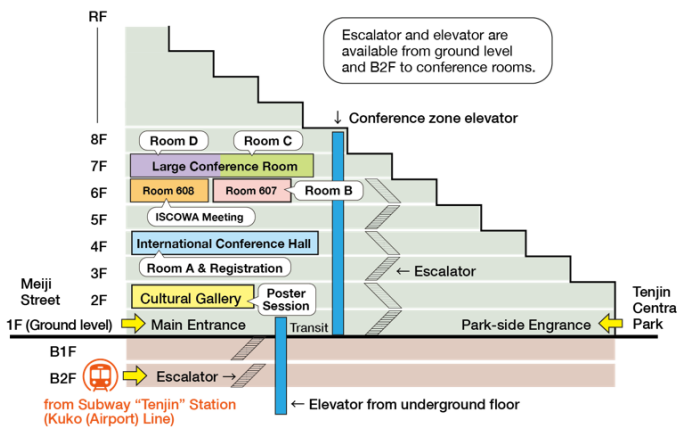
5. Please come to **ACROS Fukuoka** for check-in.

**Access:** Tenjin Station (Airport Line) to ACROS Fukuoka

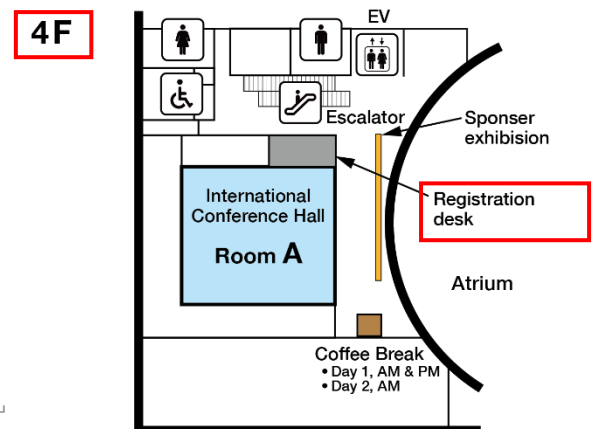
Exit 16 is available to access ACROS Fukuoka from the station through the underground passage.



Tenjin Station (Airport Line) to ACROS Fukuoka Conference Venue



ACROS Fukuoka Conference Venue Layout



Registration desk at 4<sup>th</sup> floor of ACROS Fukuoka

6. Registration desk is located 4th floor of ACROS Fukuoka. Escalator and elevator are available. Please show your certificate at the registration desk. Either a printed copy or a digital copy is acceptable.

**Check-in Time at registration desk**

May 18th : 16:00 - 18:00

May 19th : 8:45 - 18:00

May 20th :8:45 – 12:00